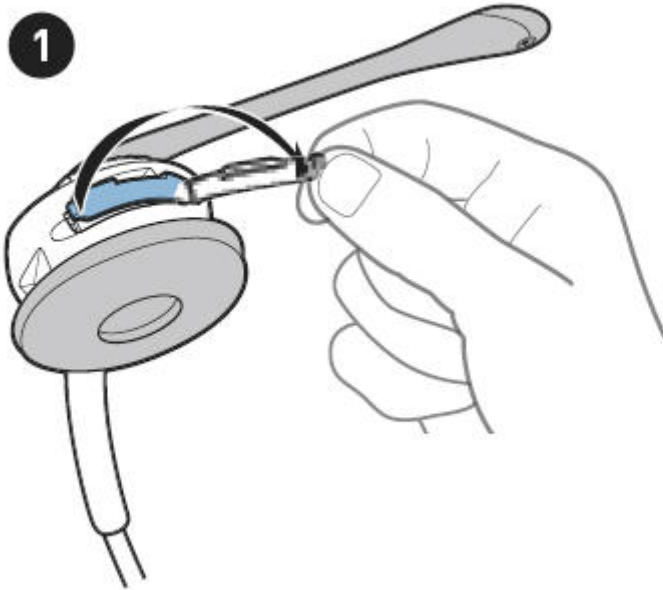




COMFORT TELECOMMUNICATIONS CANADA INC.

LEE COX, Western Order Desk
11 Edgeland Rise N. W., Calgary, Alberta T3A 4C5
TOLL FREE: 1-877-244-8414 TEL: 403-239-8414 FAX: 403-547-1632
E-mail: Calgary@comfortcanada.com
www.comfortcanada.com

Savi Office WO300 & WO350 Battery replacement



1 - Use fingernail to lift off and flip open battery door.



COMFORT TELECOMMUNICATIONS CANADA INC.

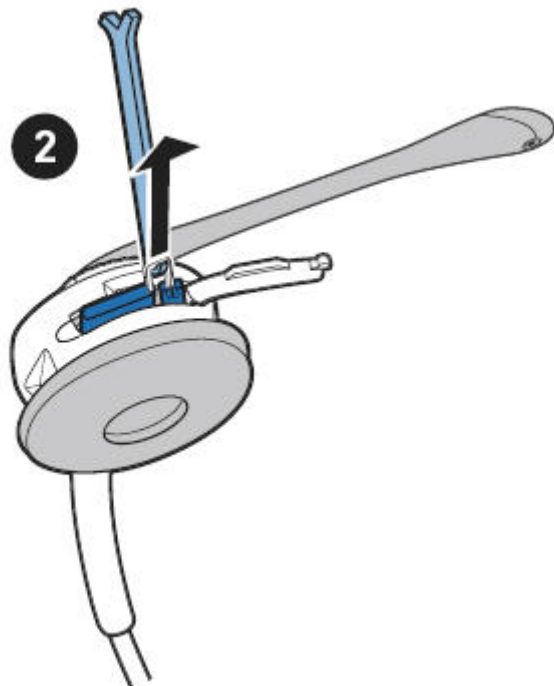
LEE COX, Western Order Desk

11 Edgeland Rise N. W., Calgary, Alberta T3A 4C5

TOLL FREE: 1-877-244-8414 TEL: 403-239-8414 FAX: 403-547-1632

E-mail: Calgary@comfortcanada.com

www.comfortcanada.com

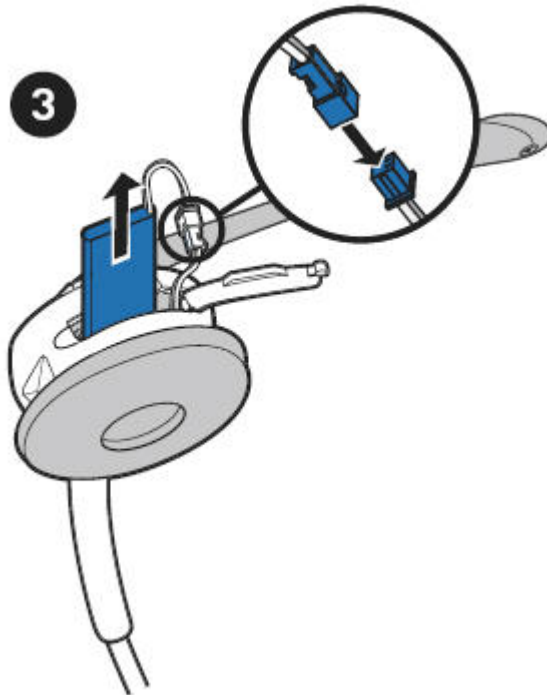


2 - Use hook end of tool to hook battery wires and pull toward open battery door until battery moves out from behind post.



COMFORT TELECOMMUNICATIONS CANADA INC.

LEE COX, Western Order Desk
11 Edgeland Rise N. W., Calgary, Alberta T3A 4C5
TOLL FREE: 1-877-244-8414 TEL: 403-239-8414 FAX: 403-547-1632
E-mail: Calgary@comfortcanada.com
www.comfortcanada.com



3 - Once battery is removed, gently disconnect battery connector;
do not pull hard.



COMFORT TELECOMMUNICATIONS CANADA INC.

LEE COX, Western Order Desk

11 Edgeland Rise N. W., Calgary, Alberta T3A 4C5

TOLL FREE: 1-877-244-8414 TEL: 403-239-8414 FAX: 403-547-1632

E-mail: Calgary@comfortcanada.com

www.comfortcanada.com

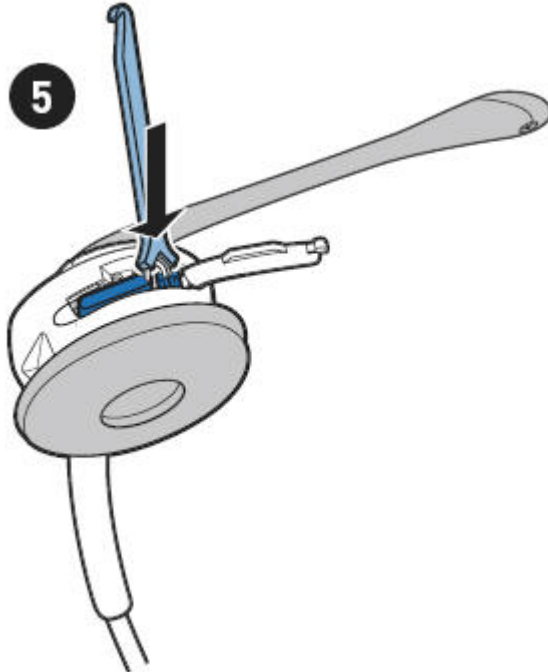


4 - Close door so that it is flush with headset.



COMFORT TELECOMMUNICATIONS CANADA INC.

LEE COX, Western Order Desk
11 Edgeland Rise N. W., Calgary, Alberta T3A 4C5
TOLL FREE: 1-877-244-8414 TEL: 403-239-8414 FAX: 403-547-1632
E-mail: Calgary@comfortcanada.com
www.comfortcanada.com

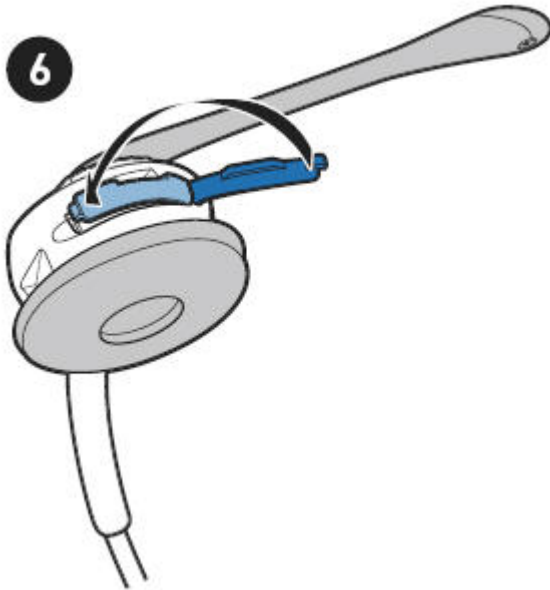


5 - Using the "Y" end of the tool, press the battery backwards and away from battery door until the left corner of the battery tucks under the post in the battery compartment. Tuck all of the battery wires and connectors into the battery compartment.



COMFORT TELECOMMUNICATIONS CANADA INC.

LEE COX, Western Order Desk
11 Edgeland Rise N. W., Calgary, Alberta T3A 4C5
TOLL FREE: 1-877-244-8414 TEL: 403-239-8414 FAX: 403-547-1632
E-mail: Calgary@comfortcanada.com
www.comfortcanada.com



6 - Close door so that it is flush with headset.

The part number for the replacement battery is: [64399-03](#) - Battery (w/removal tool)