

HOW DOES JABRA MAKE YOUR LIFE EASIER?

Discreet and intuitive design


Optimized sound quality

Exceptional Value

Optional earhook for secure fit

Easy to use

Up to 7 hrs talk time
and up to 200 hrs standby time



Features and Specifications

- Discreet and intuitive design
- Optimized sound quality with Bluetooth 2.0 EDR & eSCO
- Optional earhook included for secure fit
- Easy to use – put it on with one hand
- Up to 7 hours talk time and up to 200 hours standby time
- Jabra Discreet Light feature – the light indicator (LED) does not continually flash
- Light weight – only 11 grams
- L50 mm x W22 mm x D24 mm (L2.0 x W0.9 x H0.9 in)
- Features auto-pairing, incoming call alert, answer/end, redial, voice dial*, three party calling*, and call reject*
- Supported Bluetooth Profiles: Headset version 1.0 and Hands-free version 1.5 (or higher)
- Standard charging plug: USB Mini-B, 5-pin

* Phone dependent


M04_BT2010_01_06/07

Freephone customer support numbers:

Denmark: 70252272
Finland: 00800 722 52272
Italy: 800 786543
Norway: 800 61272
Spain: 900 984 542
Sweden: 020792522
UK: 0800 0327026

E-mail: support.no@jabra.com
E-mail: support.no@jabra.com
E-mail: support.it@jabra.com
E-mail: support.no@jabra.com
E-mail: support.es@jabra.com
E-mail: support.no@jabra.com
E-mail: support.uk@jabra.com

Jabra
BT2010



Bluetooth® headset
for mobile phones

Reach further



- Discreet and intuitive design
- Optimized sound quality
- Exceptional Value

Jabra

© 2007, GN A/S. All rights reserved. Jabra® is a registered trademark of GN A/S. All other trademarks included herein are the property of their respective owners. The Bluetooth® word mark and logos are owned by the Bluetooth SIG, Inc. and any use of such marks by GN A/S is under license. (Design and specifications subject to change without notice)

www.jabra.com



Jabra BT2010



Reach further

Peace of mind

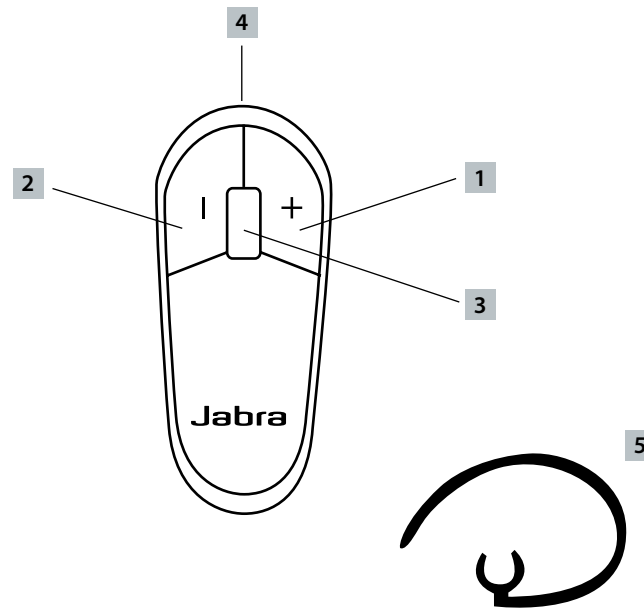
It feels good to be on top of things – getting your work done, keeping in touch, making everything come together. Whether you are on the road, at the office, or tackling projects around the house, now you can keep everything under perfect control. That's because Jabra has created a wireless headset designed to help you make a hectic lifestyle a little less...well...hectic.

In good company

Jabra BT2010 is the smart way to talk. This discreet headset provides true hands-free convenience and exceptional ease-of-use so you can accomplish other important things while you're on the phone. Not only is the new Jabra BT2010 the perfect state-of-the-art companion for your mobile phone, but when it comes to intuitive operation, optimized sound quality, and comfortable fit, you'll find it's the perfect companion for busy people, too.

Jabra delivers

If you want a wireless headset that's practical, intuitive, and delivers great value for money, you can trust the new Jabra BT2010 to deliver. No wonder, Jabra has a great reputation for comfort, innovative functionality, and industry-leading design. As always, Jabra headsets set you free so you can reach further.



1

Volume up

Turn up volume without accessing your mobile phone

2

Volume down

Turn down volume without accessing your mobile phone

3

Answer/end button On/off button

Shows status on Bluetooth, battery and charging

4

Charging socket

Easy charging with AC power supply provided

5

Optional earhook

Use BT2010 with or without earhook

Quick start guide

Charge your headset

Charge your Jabra BT2010 until the solid LED turns off (approximately 2 hours)

Turning your headset On and Off

Press the answer/end button until you see a burst of flashes on the indicator light (LED) to turn your headset on or off.

Pairing the headset with your phone

- When you turn on your Jabra for the first time, the headset will automatically start up in pairing mode.
- Activate Bluetooth on the phone
- Press 'Yes' on the phone and confirm with PIN code 0000 (4 zeros)
- Your phone will confirm when the pairing is complete

Using your headset

Tap the answer/end button on your headset to answer a call. To end your call, just tap the answer/end button again.

Wear it how you like it

The Jabra BT2010 can be worn with or without earhook. To remove the earhook, simply click it off.

For optimal performance, wear the Jabra BT2010 and your mobile phone on the same side of your body or within line of sight.

Jabra